

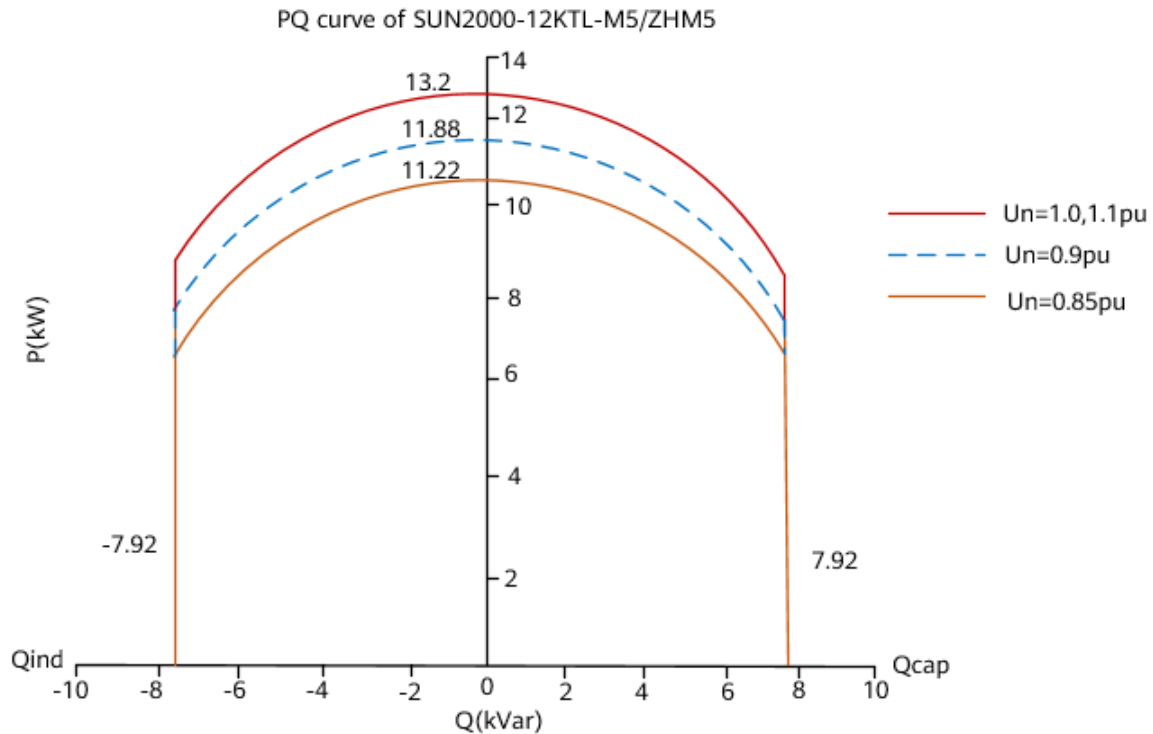
PQ Capability Curves  
SUN2000-12/15/17/20/25KTL-M5



**Huawei Technologies Co., Ltd.**

## PQ Curve per P<400 kW

### SUN2000-12KTL-M5



#### Note:

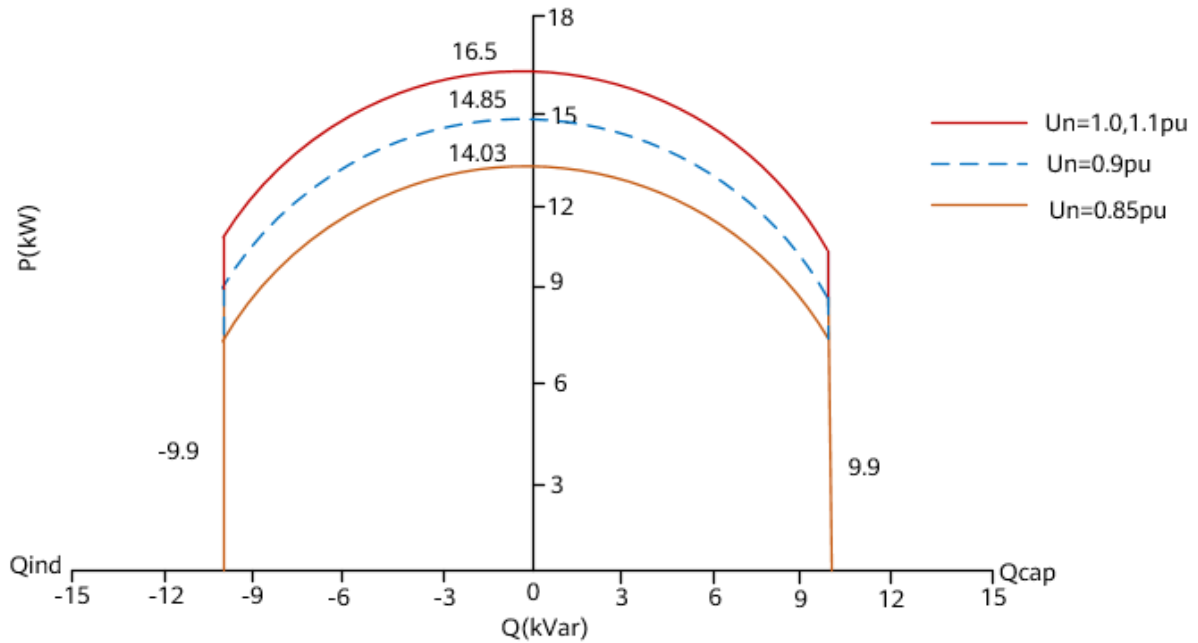
When SUN2000-12KTL-M5 operates at grid voltage 1.0/1.1 p.u., the output power can reach 13.2kW (when PF=1) or 13.2kVA.

When SUN2000-12KTL-M5 operates at grid voltage 0.9 p.u., the output power can reach 11.88kW (when PF=1) or 11.88kVA.

When SUN2000-12KTL-M5 operates at grid voltage 0.85 p.u., the output power can reach 11.22kW (when PF=1) or 11.22kVA.

## SUN2000-15KTL-M5

PQ curve of SUN2000-15KTL-M5/ZHM5\_SUN600-15KTL-ZHM0



**Note:**

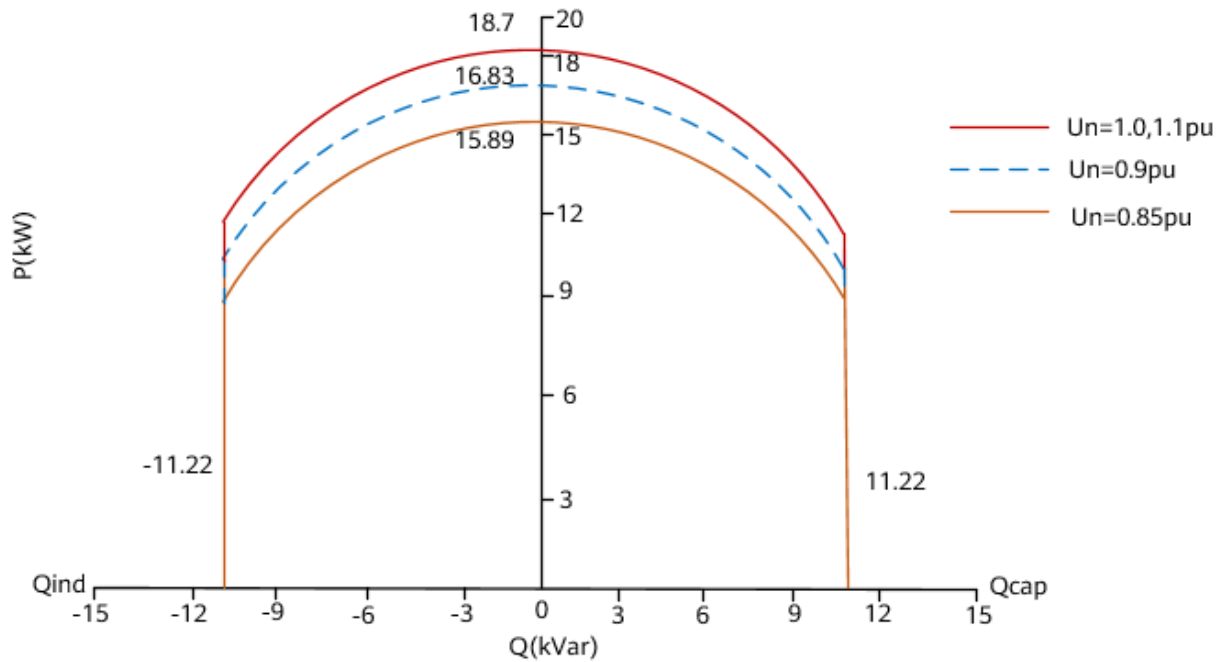
When SUN2000-15KTL-M5 operates at grid voltage 1.0/1.1 p.u., the output power can reach 16.5kW (when PF=1) or 16.5kVA.

When SUN2000-15KTL-M5 operates at grid voltage 0.9 p.u., the output power can reach 14.85kW (when PF=1) or 14.85kVA.

When SUN2000-15KTL-M5 operates at grid voltage 0.85 p.u., the output power can reach 14.03kW (when PF=1) or 14.03kVA.

## SUN2000-17KTL-M5

PQ curve of SUN2000-17KTL-M5/ZHM5\_SUN600-17KTL-ZHMO



**Note:**

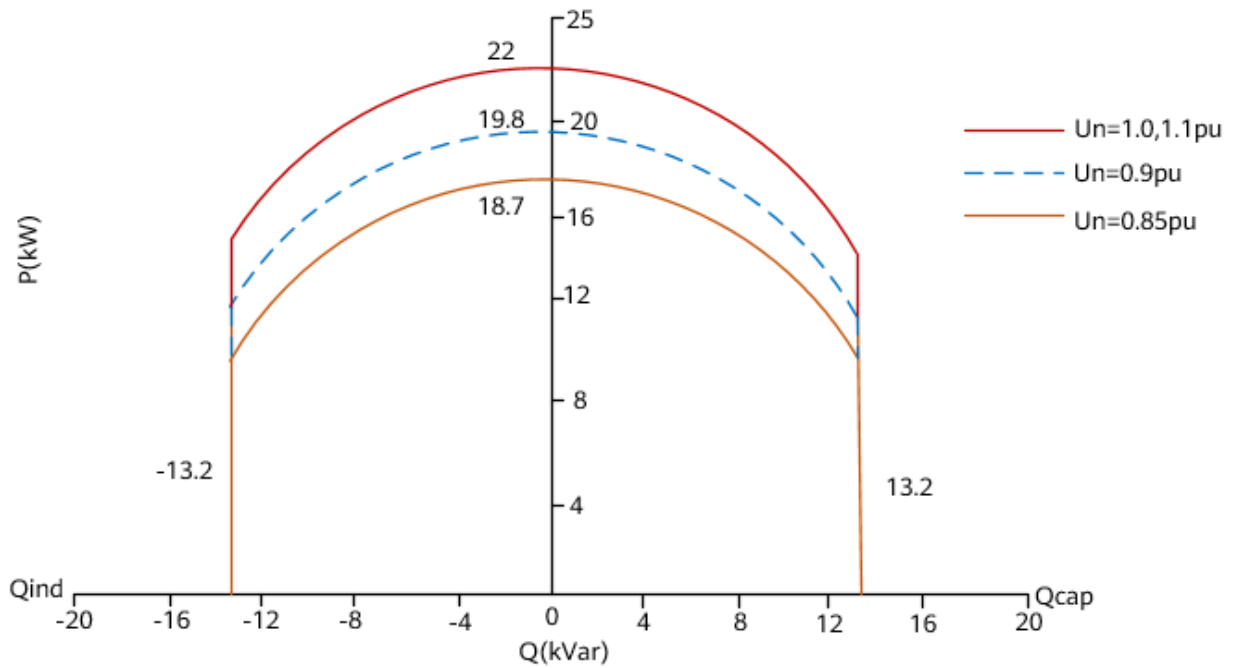
When SUN2000-17KTL-M5 operates at grid voltage 1.0/1.1 p.u., the output power can reach 18.7kW (when PF=1) or 18.7kVA.

When SUN2000-17KTL-M5 operates at grid voltage 0.9 p.u., the output power can reach 16.83kW (when PF=1) or 16.83kVA.

When SUN2000-17KTL-M5 operates at grid voltage 0.85 p.u., the output power can reach 15.89kW (when PF=1) or 15.89kVA.

## SUN2000-20KTL-M5

PQ curve of SUN2000-20KTL-M5/ZHM5\_SUN600-20KTL-ZHM0



**Note:**

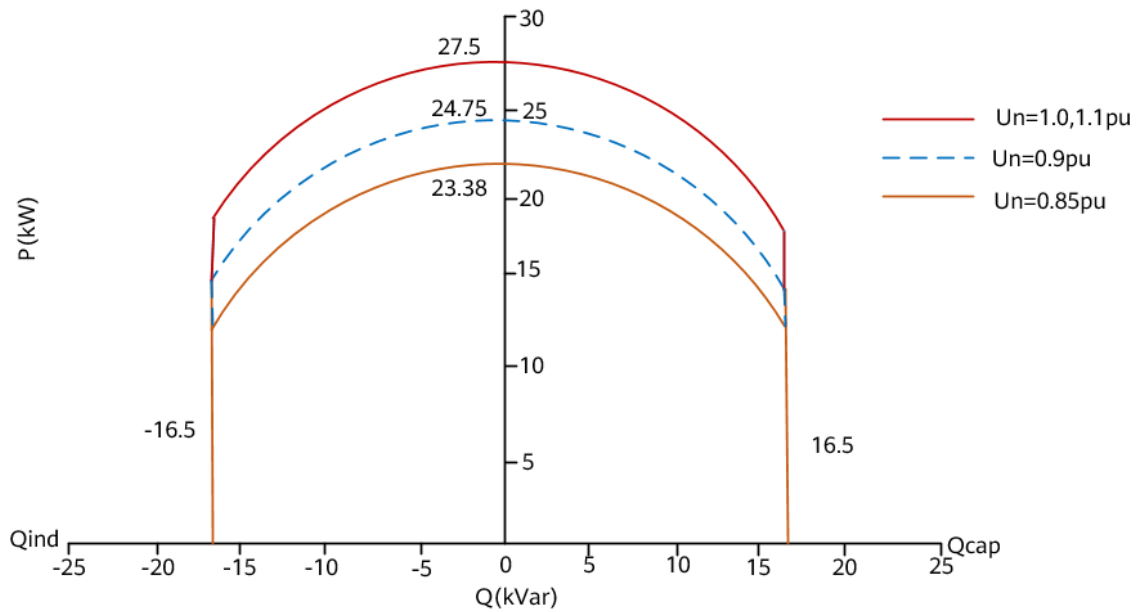
When SUN2000-20KTL-M5 operates at grid voltage 1.0/1.1 p.u., the output power can reach 22kW (when PF=1) or 22kVA.

When SUN2000-20KTL-M5 operates at grid voltage 0.9 p.u., the output power can reach 19.8kW (when PF=1) or 19.8kVA.

When SUN2000-20KTL-M5 operates at grid voltage 0.85 p.u., the output power can reach 18.7kW (when PF=1) or 18.7kVA.

## SUN2000-25KTL-M5

PQ curve of SUN2000-25KTL-M5/ZHM5\_SUN600-25KTL-ZHM0



**Note:**

When SUN2000-25KTL-M5 operates at grid voltage 1.0/1.1 p.u., the output power can reach 27.5kW (when PF=1) or 27.5kVA.

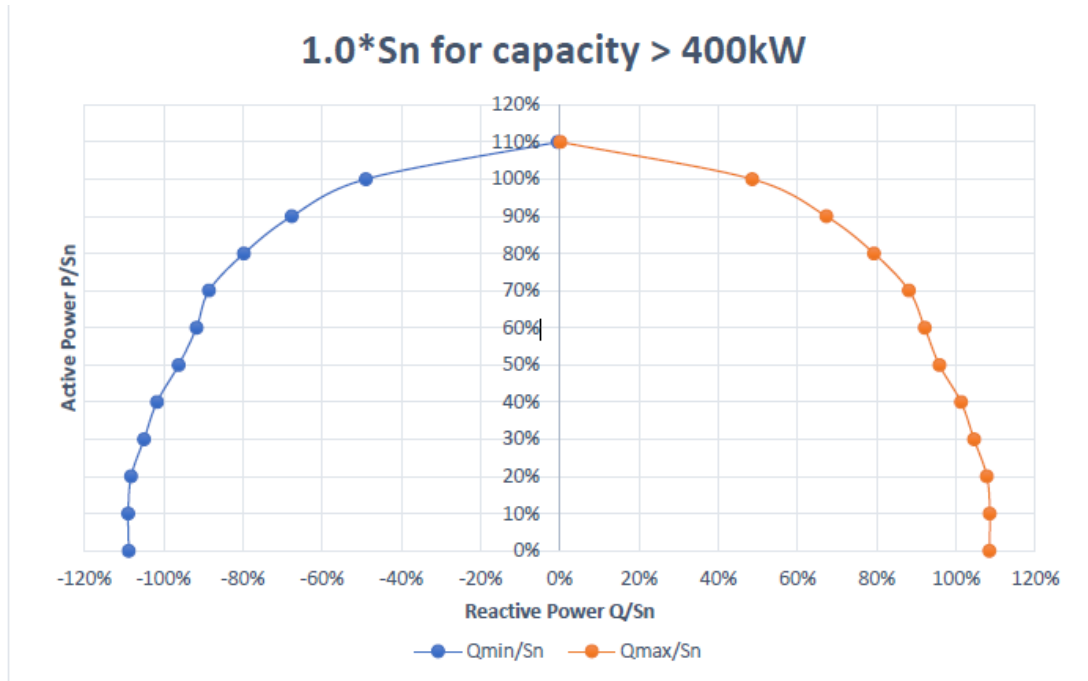
When SUN2000-25KTL-M5 operates at grid voltage 0.9 p.u., the output power can reach 24.75kW (when PF=1) or 24.75kVA.

When SUN2000-25KTL-M5 operates at grid voltage 0.85 p.u., the output power can reach 23.38kW (when PF=1) or 23.38kVA.

## PQ Curve per P>400 kW

### SUN2000-12/15/17/20/25KTL-M5

Voltage grid @ 400 V



**Remark:**

For P values  $\leq 10\%S_n$  the tolerance limits and the exceptions above listed apply, Particularly, deviations are allowed in the supply of reactive power up to a maximum of  $\pm 10\%$  of the apparent nominal power of the inverter as compared to the theoretical value of the capability curve for inverter in plants with maximum capacity smaller than or equal to 400 kW. For use in plants with maximum capacity greater than 400 kW the recording of the capability values available in correspondence to values of apparent power delivered less than  $10\%S_n$  is required but the results do not represent a binding prescriptive performance.]